

Clarke® STRONG-ARM



360KG STEEL MESH FOLDING RAMP

MODEL NO: CFSR360

PART NO: 7610198

OPERATION & MAINTENANCE INSTRUCTIONS



ORIGINAL INSTRUCTIONS

GC0321 rev 1

INTRODUCTION

The CLARKE CFSR360 Steel Mesh Folding Ramp provides a safe and simple solution to loading and unloading in-line narrow vehicles, wheelbarrows or bikes from vans or trailers.

This ramp also includes an adjustable strap with hook to ensure the ramp is secure when loading or unloading.

Before attempting to use this product, it is essential that you read this manual thoroughly and carefully follow all instructions given. In doing so you can look forward to the product giving you long and satisfactory service.

SPECIFICATIONS

Model Number	CFSR360
Maximum Load	800lb / 360 kg
Extended Dimensions (L x W x H)	2054 x 280 x 41 mm
Folded Dimensions (L x W x H)	1055 x 280 x 101 mm
Maximum Recommended Height Of The Tailgate	30 inches (76 cm)
Weight	11.5 kg

GUARANTEE

This CLARKE product is guaranteed against faulty manufacture for a period of 12 months from the date of purchase. Please keep your receipt as proof of purchase.

This guarantee is invalid if the product is found to have been abused or tampered with in any way, or not used for the purpose for which it was intended.

Faulty goods should be returned to their place of purchase, no product can be returned to us without prior permission.

This guarantee does not effect your statutory rights.

SAFETY PRECAUTIONS



WARNING: TO AVOID PERSONAL INJURY AND/OR PROPERTY DAMAGE, PLEASE READ AND FOLLOW ALL OF THESE INSTRUCTIONS BEFORE USE.

1. Never overload the ramps. Maximum capacity for your ramp is 800 lbs (360kg) per ramp; 1600 lbs (720 kg) per pair (all loads must be evenly distributed).
2. Always use the safety strap to securely fasten the ramp to the vehicle or trailer. This prevents the ramp from slipping off of the tailgate.
3. Carefully roll or winch equipment up or down the ramp. Never drive or ride your equipment while loading or unloading.
4. Make sure the ramp is aligned with the wheels of any vehicle being loaded or unloaded.
5. Always load or unload on a solid, level and stable surface with the vehicle in gear, the parking/emergency brake on and the engine off.
6. Use as loading ramp only.
7. Ramp surfaces must be clean, dry and free from oil or grease or water.
8. Maximum recommended height of the tailgate that the ramp attaches to should be no greater than 30 inches (76 cm).
9. Inspect the ramp before each use. Replace the safety strap if the webbing is frayed or worn. Do not attempt to use a ramp that is damaged in any way. Do not modify or alter the ramp in any way. Proper care of the ramp is essential to safety.
10. Proper use of this product is critical to safety. Improper use may result in personal or property damage which is not covered by your warranty.
11. During use, keep bystanders away from the ramp and load.
12. Maintain a secure footing and do not overreach.

SETTING UP

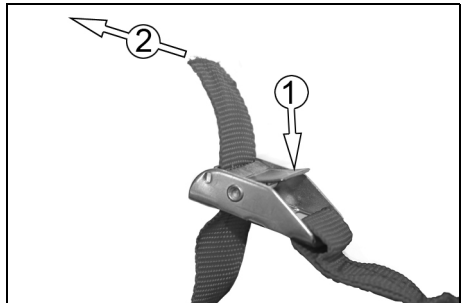
1. Make sure you are loading on a hard, level surface.
2. Turn the engine off, place the vehicle in gear and set the hand brake on.

FITTING THE SECURING STRAP TO THE RAMP

1. Unfold and lay the ramp upside down.
2. Slide the strap (with a loop) under one of the cross members and pass the free end through the loop as shown.



3. Slide the free end of the strap into the buckle on the second strap.
 - Only pass a few inches through, so you can tighten this up later.

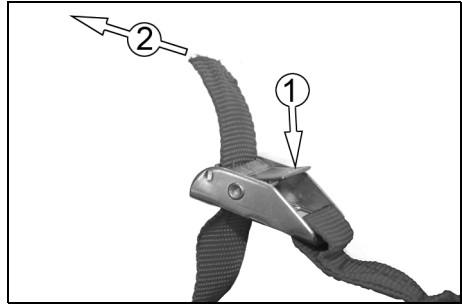


4. Unfold and place the edge of the ramp on the bed or tailgate of the van.
 - The tailgate should not be more than 30" (76 cm) in height or the ramp will be too steep.



SECURING THE RAMP

5. Secure the ramp to the vehicle using the hook on the second strap.
6. Tighten the strap.
 - After the strap is secure, test the ramp by pulling backwards. Make sure it does not slide back or disengage from the loading surface of the vehicle.
7. Once the ramp is secure and the area is safe, proceed with loading.
 - During use, make sure that the ramp does not bow from excessive weight.



AFTER USE

1. Loosen and unhook the strap and fold the ramp.
2. Store in a clean, dry environment.



DECLARATIONS OF CONFORMITY

**UK
CA**

Clarke®
INTERNATIONAL

Hemncill Street, Epping, Essex CM16 4LG

DECLARATION OF CONFORMITY

This is an important document and should be retained.

We hereby declare that this product(s) complies with the following UK legislation:

The General Product Safety Regulations 2005.

The following standards have been applied to the product(s):


EN 1398:2009.

The technical documentation required to demonstrate that the product(s) meet(s) the requirement(s) of the aforementioned legislation has been compiled and is available for inspection by the relevant enforcement authorities.

This product was placed onto the market: 2020

Product Description: 360 kg Folding Steel Mesh Ramp
Model number(s): CFSR360
Serial / batch Number: N/A
Date of Issue: 12/03/2021

Signed:



J.A. Clarke
Director

DECLARATIONS OF CONFORMITY



Clarke[®]
INTERNATIONAL

Fitzwilliam Hall, Fitzwilliam Place, Dublin 2

DECLARATION OF CONFORMITY

This is an important document and should be retained.

We hereby declare that this product(s) complies with the following directive(s):

2001/95/EC Product Safety Directive.

The following standards have been applied to the product(s):

EN 1398:2009.

The technical documentation required to demonstrate that the product(s) meet(s) the requirement(s) of the aforementioned directive(s) has been compiled and is available for inspection by the relevant enforcement authorities.

The CE mark was first applied in: 2020

Product Description: 360 kg Folding Steel Mesh Ramp

Model number(s): CFSR360

Serial / batch Number: N/A

Date of Issue: 12/03/2021

Signed:

J.A. Clarke
Director

A SELECTION FROM THE VAST RANGE OF

Clarke®

QUALITY PRODUCTS



AIR COMPRESSORS

From DIY to industrial, Plus air tools, spray guns and accessories.

GENERATORS

Prime duty or emergency standby for business, home and leisure.

POWER WASHERS

Hot and cold, electric and engine driven - we have what you need

WELDERS

Mig, Arc, Tig and Spot. From DIY to auto/industrial.

METALWORKING

Drills, grinders and saws for DIY and professional use.

WOODWORKING

Saws, sanders, lathes, mortisers and dust extraction.

HYDRAULICS

Cranes, body repair kits, transmission jacks for all types of workshop use.

WATER PUMPS

Submersible, electric and engine driven for DIY, agriculture and industry.

POWER TOOLS

Angle grinders, cordless drill sets, saws and sanders.

STARTERS/CHARGERS

All sizes for car and commercial use.

PARTS & SERVICE:

0208 988 7400

Parts Enquiries

Parts@clarkeinternational.com

Servicing & Technical Enquiries

Service@clarkeinternational.com

SALES: UK 01992 565333 or Export 00 44 (0)1992 565335

Clarke INTERNATIONAL Hemnall Street, Epping, Essex CM16 4LG
www.clarkeinternational.com